

## GS1300 Series

### Unmanaged Switch for Surveillance

Zyxel introduces the GS1300 Series switches specialized in surveillance deployments. With a brand-new titanium grey exterior purpose-built for surveillance, the Series includes 3 models with a range of large power budgets from 130 W to 250 W. The GS1300 Series comes with specialized hardware features such as an extended range mode for long range-applications along with PoE LEDs for real-time status inspection.

### Benefits

#### Easy for long-distance deployment

PoE switch is usually limited to deliver power and data of 100 meters. The Zyxel GS1300 Series can instantly achieve up to 250 meters by toggling the DIP switch to enable extended-range mode, fulfilling the need to deploy IP camera or other powered devices using Cat5 cable at a distant location. Save money and effort with a single PoE switch.

#### Oversee switch status intuitively

The LED indicators are helpful for inspecting the real-time status. The PoE MAX indicator alerts when the switch runs out of power budget, and you can also check that which port is on extended range mode instantly.

#### Best suited for surveillance installation

The GS1300 Series offers a high PoE power budget that can accommodate multiple IP cameras without the need of adapters. The GS1300 Series' internal power supply design makes it easy to mount onto server racks, allowing more freedom and utilization of space.



Large power budget for surveillance installations



Extended range for distant deployments



Check power status intuitively through PoE status LED






Easy installation with internal power supply



Support both copper and fiber uplink ports for connection to core networks

## Specifications

Model		GS1300-10HP	GS1300-18HP	GS1300-26HP
<b>Product name</b>		8-port GbE Unmanaged PoE Switch with GbE Uplink	16-port GbE Unmanaged PoE Switch with GbE Uplink	24-port GbE Unmanaged PoE Switch with GbE Uplink
				
<b>Switch class</b>		Unmanaged	Unmanaged	Unmanaged
<b>Port Density</b>				
<b>Total port count</b>		10	18	26
<b>100/1000 Mbps</b>		9	17	24
<b>Gigabit SFP</b>		1	1	2
<b>Configurable extended range ports</b>		2	4	4
<b>PoE</b>				
<b>PoE ports</b>		8	16	24
<b>Total PoE budget (watt)</b>		130	170	250
<b>PoE 802.3at (PoE+)</b>		Yes	Yes	Yes
<b>Performance</b>				
<b>Switching capacity (Gbps)</b>		20	36	52
<b>Forwarding rate (Mpps)</b>		14.8	26.7	38.7
<b>Packet buffer (byte)</b>		525 K	525 K	525 K
<b>MAC address table</b>		8 K	8 K	8 K
<b>Power</b>				
<b>Input</b>		100 - 240 V AC, 50/60 Hz	100 - 240 V AC, 50/60 Hz	100 - 240 V AC, 50/60 Hz
<b>Max. power consumption (watt)</b>		155.8	205.7	301.9
<b>Physical Specifications</b>				
<b>Item</b>	<b>Dimensions (WxDxH) (mm/in.)</b>	267 x 162 x 44/ 10.51 x 6.38 x 1.73	330 x 230 x 44/ 12.99 x 9.06 x 1.73	441 x 270 x 44/ 17.36 x 10.63 x 1.73
	<b>Weight (kg/lb.)</b>	1.65/3.64	2.31/5.09	3.57/7.87
<b>Packing</b>	<b>Dimensions (WxDxH) (mm/in.)</b>	337 x 225 x 89/ 13.27 x 8.86 x 3.5	440 x 275 x 89/ 17.32 x 10.83 x 3.5	546 x 366 x 88/ 21.5 x 14.41 x 3.46
	<b>Weight (kg/lb.)</b>	2.5/5.51	3.4/7.5	4.4/9.7
<b>Included accessories</b>		<ul style="list-style-type: none"> <li>• Power cord</li> <li>• Wall-mount kit</li> <li>• Rack mounting kit</li> </ul>	<ul style="list-style-type: none"> <li>• Power cord</li> <li>• Rack mounting kit</li> </ul>	<ul style="list-style-type: none"> <li>• Power cord</li> <li>• Rack mounting kit</li> </ul>
<b>Environmental Specifications</b>				
<b>Operating</b>	<b>Temperature</b>	-20°C to 50°C/ -4°F to 122°F	-20°C to 50°C/ -4°F to 122°F	-20°C to 50°C/ -4°F to 122°F
	<b>Humidity</b>	5% to 95% non-condensing	5% to 95% non-condensing	5% to 95% non-condensing
<b>Storage</b>	<b>Temperature</b>	-40°C to 70°C/ -40°F to 158°F	-40°C to 70°C/ -40°F to 158°F	-40°C to 70°C/ -40°F to 158°F
	<b>Humidity</b>	5% to 95% non-condensing	5% to 95% non-condensing	5% to 95% non-condensing
<b>MTBF (hr)</b>		394,567	378,972	347,760
<b>Heat dissipation (BTU/hr)</b>		531.278	701.437	1,029.479
<b>Acoustic noise @ 25°C (dBA)</b>		44	48	48

# Specifications

## Standard Compliance

- IEEE 802.3 10Base-T Ethernet
- IEEE 802.3u 100Base-Tx Ethernet
- IEEE 802.3ab 1000Base-T Ethernet
- IEEE 802.3z 1000Base-X
- IEEE 802.3x flow control
- IEEE 802.3af PoE
- IEEE 802.3at PoE+
- IEEE 802.3az EEE
- IEEE 802.1p Class of Service (CoS) prioritization

## Certifications

- EMC:
  - CE, FCC, C-Tick, Class A
  - BSMI CNS13438
- Safety:
  - LVD EN62368-1
  - BSMI CNS14336-1
- RoHS compliant

## Installation Features

- Supports lightning surge protection:
  - Ethernet port: 2 KV
  - Power input: 4 KV
- Supports ESD protection (Air/Contact): 8 KV/4 KV
- Extended range of up to 250 meters\*
  - Fixed link speed at 10 Mbps
  - Limited to 802.3af PDs and cameras

## Warranty

- Limited life-time warranty\*\*

\* Extended range excels long range installation but the actual performance may be effected by cabling quality or IP camera's electrical design. We recommend users to test for IOP before physical deployment. Contact Zyxel for IP camera's interoperability report.

\*\* Warranty terms, service availability, and service response times may vary from country or region to country or region.

# Accessories

## Transceivers (Optional)

Model	Speed	Connector	Wavelength	Max. Distance	DDMI
SFP-1000T	Gigabit	RJ-45	-	0.1 km (109 yd)	-
SFP-BX1310-10-D	Gigabit	LC	1310 nm (Tx); 1490 nm (Rx)	10 km (10936 yd)	Yes
SFP-BX1490-10-D	Gigabit	LC	1490 nm (Tx); 1310 nm (Rx)	10 km (10936 yd)	Yes
SFP-LHX1310-40-D	Gigabit	LC	1310 nm	40 km (43744 yd)	Yes
SFP-LX-10-D	Gigabit	LC	1310 nm	10 km (10936 yd)	Yes
SFP-SX-D	Gigabit	LC	850 nm	0.55 km (601 yd)	Yes
SFP-ZX-80-D	Gigabit	LC	1550 nm	80 km (87488 yd)	Yes

For more product information, visit us on the web at [www.zyxel.com](http://www.zyxel.com)

Copyright © 2019 Zyxel Communications Corp. All rights reserved. Zyxel, Zyxel logo are registered trademarks of Zyxel Communications Corp. All other brands, product names, or trademarks mentioned are the property of their respective owners. All specifications are subject to change without notice.

